



m/v KAMBR

SHIP'S PARTICULARS

GENERAL

NAME	KAMBR	YEAR OF BUILT	2005
FLAG	CYPRUS	PLACE OF BUILT	GUANGZHOU PANYU LINGSHAN SHIPYARD, China
PORT OF REGISTRY	LIMASSOL	CLASS	I ✘ HULL ✘ MACH Tug Special service / carriage of personnel Unrestricted navigation REG. NO 07344K
IMO NUMBER	9348223	TYPE OF VESSEL	TUG/UTILITY VESSEL
CALL SIGN	C4GX2	CLASS OF VESSEL	TUG SPECIAL SERVICE / CARRIAGE OF PERSONNEL
MMSI	210550000	COMMERCIAL MANAGER	MILIANA SHIPMANAGEMENT LTD.
E-MAIL	kambr@miliana.eu		
MOBILE	+ 48 502 194 290		
SAT. PHONE	+ 870 773 164 062		

MAIN DIMENSIONS

LOA	36,00 m	DWT	571 MT
LBP	34,46 m	GROSS TONNAGE	299
MOULDED BREADTH	9,00 m	NET TONNAGE	89
DEPTH	3,25 m	LIGHT SHIP	357,68 MT
SUMMER DRAFT	3,25 m	ACCOMMODATIONS	35 persons

MACHINERY

MAIN ENGINES	2 x CATERPILLAR 3508B (2 x 637,5 kW)	MAXIMUM SPEED	10,5 kn - 200 ltrs/hr
AUX. ENGINES	2 x CUMMINS 6CTA8.3-D(M) (2 x 136 kW)	ECONOMICAL SPEED	8,5 kn - 80 ltrs/hr
MAIN PROPELLERS	2 x type Kaplan's in Cort nozzles		
BOW THRUSTER	HRP 3001TT, 1 x 150kW		

CARGO TYPE & CAPACITY

CARGO DECK SPACE	119 m ² (17 x 7 m)
WATER TANKS	77 m ³ TRANSFER RATE 20 m ³ /Hr head 40 M
FUELS TANKS	188 m ³ TRANSFER RATE 50 m ³ /Hr head 50 M

SPECIAL FUTURES

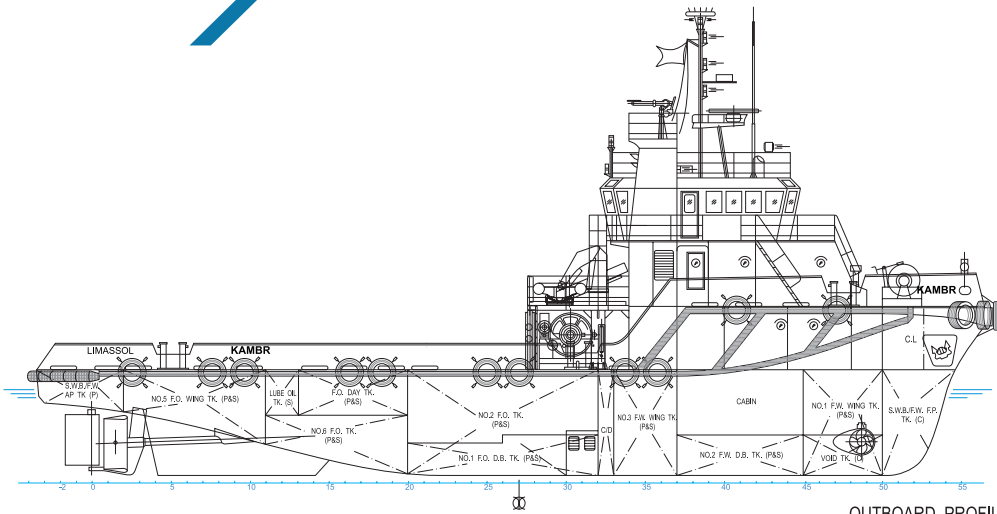
1 x WORK BOAT AVON SR-4
2 x FIRE MONITOR ON THE TOP OF BRIDGE 300 m ³ /hr at 30 m head
1 x OIL SPILL BOOM WITH POWER PACK - RO-Boom 1500 (250 m length)

DECK EQUIPMENT

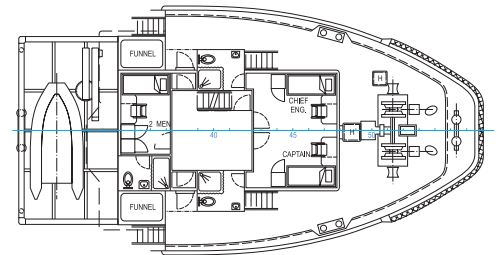
BOLLARD PULL	23,68 T
TOW WINCH	THOR HYDRAULICS & Engrg. Pte. Ltd. SWL. 35T
DECK CRANE	STROMME MARINE CRANES Type: NK 20 LE2
WINDLASS	GUANGDONG SHUNDE SUNTECH MARINE TOOL CO. LTD. (CHINA) Type: DMA-22 ELEKTRIC WINDLASS

NAVIGATION & COMMUNICATION EQUIPMENT

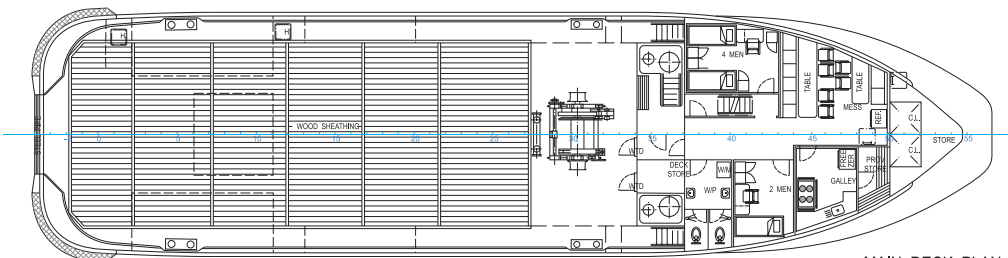
1 x ECHO SOUNDER JRC FE-700	1 x MF/HF JRC JSB-196GM
1 x AUTOPILOT COM NAV MARINE 2001	1 x DSC/NBDP JRC NCT-196N
1 x GPS JRC J-NAV 500	2 x VHF JRC JHS-32B with DSC
1 x DGPS FURUNO SC-50	2 x PORTABLE VHF SAILOR 3520
1 x FURUNO 1834C MARINE RADAR	2 x PORTABLE VHF ICOM IC-M71
1 x (RADAR/ARPA) FURUNO FAR 21x7 (BB)	1 x INMARSAT-NDZ-127C



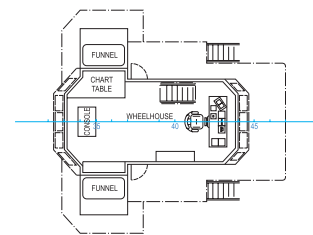
OUTBOARD PROFILE



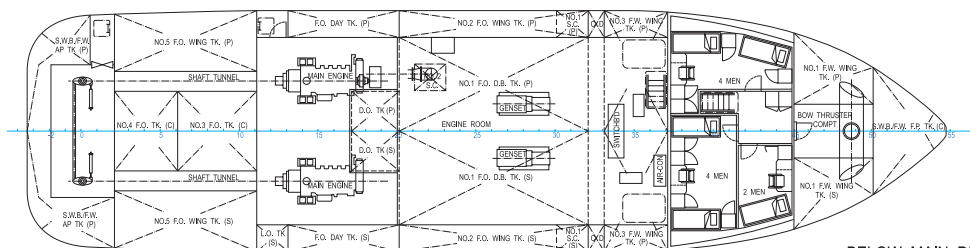
FORECASTLE DECK PLAN



MAIN DECK PLAN



WHEELHOUSE DECK PLAN



BELOW MAIN DECK